

# TAMBAH NILAI DOMPET SHINING ANDA



KEDAI-KEDAI 7-ELEVEN



IBANKING



PEMINDAHAN ATM



WANG TUNAI DI KEDAI FIZIKAL

## TAMBAH NILAI MENGGUNAKAN WANG TUNAI

Kunjungi kedai fizikal atau kedai rakan kongsi kami untuk menambah wang tunai!



**Shining Money Exchange Pte Ltd**  
61 Marina Coastal Dr, #02-02  
Marina Bay Cruise Ctr, 018947  
(Call 6463 2373 for opening hours)



**iApps Pte Ltd**  
Fusionopolis Symbiosis,  
3 Fusionopolis Way #13-25/24, 138633  
Opening hours: 9am-6pm (Mon-Fri)



**Anua Money Exchange**  
1 Maritime Square #01-61  
Harbourfront Centre, 099253  
Opening Hours: 10AM-10PM (Mon-Fri)



**Shenton Money Exchange**  
460 Alexandra Road  
#01-18A, 119163  
Opening Hours: 10AM-10PM (Mon- Fri)

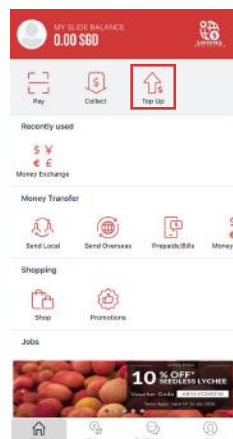


**Ariza Money Exchange**  
1 Maritime Square, #01-12  
HarbourFront Centre, 099253  
Opening Hours: 7AM-10PM (Mon - Fri)



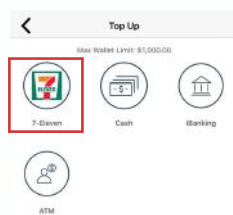
**Iakaba Money Exchange Pte Ltd**  
1 Maritime Square #01-04  
HarbourFront Centre, 099253  
Opening Hours: 10AM-10PM (Mon - Fri)

## TAMBAH NILAI MENGGUNAKAN 7-ELEVEN



1

Pilih "Top Up"



2

Pilih 7-Eleven

IMPORTANT NOTICE:  
Your transaction will not be successful until you have scanned the QR code and received the confirmation message from the 7-Eleven store. Please do not scan the QR code until you have received the confirmation message from the 7-Eleven store.

Our Singapore member-related services, provided on all <https://www.7-eleven.com.sg> transactions, are subject to local laws and regulations. See more at <https://www.7-eleven.com.sg>

Empowered by **iAPPS**

To top up, show this screen to a counter staff at selected 7-Eleven Stores.

Mobile No. +65 99996969

Find a 7-Eleven Store

You can top up from \$10 to \$500 per transaction.

You will be notified upon successful top-up and your eWallet balance will be updated within minutes.

3

Tunjukkan Kod QR ke kakitangan 7-Eleven untuk menambah nilai SLIDE wallet anda atau pilih "Find a 7-eleven store" untuk mencari kedai berdekatan dengan anda.

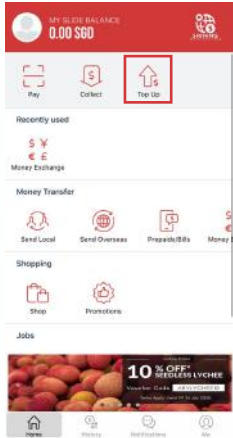
4

Periksa dompet SLIDE anda dan anda akan nampak jumlah dikreditkan ke dalam akaun anda.

# TAMBAH NILAI MENGGUNAKAN IBANKING

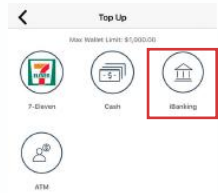
Gunakan aplikasi bank anda untuk menambah nilai dompet SHINING anda dengan mudah!

## 1) CIMB Clicks



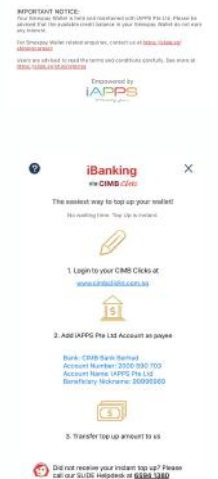
1

Pilih "Top Up"



2

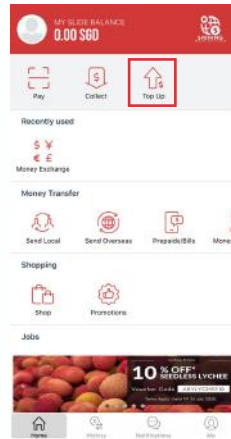
Pilih "iBanking" dan pilih "CIMB Clicks"



3

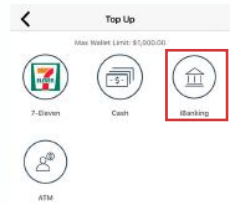
Ikuti langkah disediakan dan teruskan di aplikasi bank CIMB anda

## 2) Untuk bank-bank lain



1

Pilih "Top Up"



2

Pilih "iBanking" dan pilih "Other banks"



3

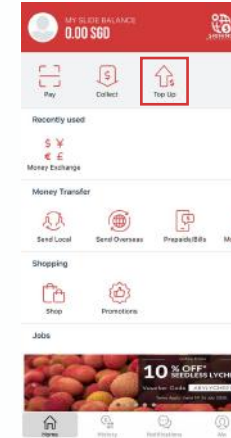
Ikuti langkah disediakan dan teruskan di aplikasi bank anda

# TAMBAH NILAI MENGGUNAKAN PEMINDAHAN ATM

Pindahkan wang dari akaun bank anda dengan aplikasi SHINING Money Exchange dengan mudah.

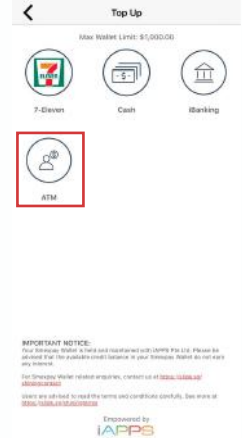
1

Pilih "Top Up"



2

Pilih "ATM"



3

Ikuti langkah dan isikan borang tersebut. Bila selesai, pilih "Submit Request"



4

Selepas anda sudah menghantar, anda boleh anda boleh mengklik status untuk memeriksa permintaan.